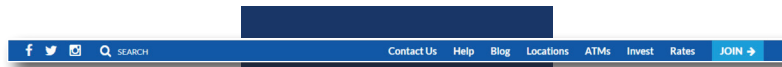


FINDING YOUR WAY AROUND THE SELF-HELP CU WEBSITE




www.self-help.org



Engage with Self-Help via social media and easily search the website.


Quick links provide easy access to popular member service information and resources.



Use the **Member Login** portal to access our online banking site. Use your new username and password to gain access to account information, e-statements, Bill Pay and an online loan application resource. There's even a 'Member Alert' feature that allows you to arrange to receive email notifications to track a wide range of account activities.



Click on **Personal** to view information about personal loans, deposits accounts and other Self-Help CU products and services for individuals. The **Business** section contains products and services for business and nonprofit organization accounts. The **What We Do** and **Who We Are** sections are where you can go to learn more about the mission and work of Self-Help.



View Self-Help CU's current rates on checking accounts, savings accounts and loans. Also access links to Self-Help CU's schedule of fees and account disclosures via the rates page.



Click on the Self-Help CU logo from any page to get back to the website's home page.

IMPORTANT
Use your new member number and password to log in to Self-Help CU's online banking site.

